



2024 BUDAPEST EVENT

18 to 21 July 2024

From	The FIA Formula 3 Race Director	Document	8
To	All Teams, All Officials	Date	19 July 2024
		Time	09:01

Title F3 Budapest Event Notes v2
Description F3 Budapest Event Notes v2
Enclosed 2024 F3 Budapest Event Notes V2.pdf

Rui Marques

The FIA Formula 3 Race Director



BUDAPEST EVENT

18 - 21 JULY 2024



From	The FIA Formula 3 Race Director	Document	8
To	All Teams, All Officials	Date	19 July 2024
		Time	09.00

General Instructions (V2) (changes in light blue)

1) Pit lane map

- 1.1. Safety Car lines.
- 1.2. The location of the pit entry and the pit exit.
- 1.3. Designated garage areas.
- 1.4. Safety Car position for first lap and rest of race.
- 1.5. Blue flag marshal at the pit exit.
- 1.6. Track light panels displaying pit entry status.

2) Pirelli Event Preview

- 2.1. With reference to Article 12.9 of the Technical Regulations see the attached document provided by the official tyre supplier.

3) Pre & Post Session / Race Procedure from support paddock to F1 pit lane

- 3.1. For the transfer procedures from the support paddock to the F1 pitlane, prior to all sessions and races, only the set of installation tyres detailed in Article 24.1 of the Sporting Regulations, may be used.
- 3.2. A detailed description and further information of this procedure (pit lane order and timing) are described in the attached document – F3 Event Procedures (V2).

4) Tyre Schedule

- 4.1. Refer to attached document – F3 Tyre Schedule.

5) Track Light Panels

- 5.1. The FIA track light panels have been installed in the positions shown on the circuit map. In accordance with Appendix H to the ISC the light signals have the same meaning as flag signals.

6) Drivers leaving their pit stop position in the pit lane

- 6.1. For safety reasons, during practice and qualifying drivers must not do burn outs from their pit stop position, for the avoidance of doubt this also applies when the pit exit is open for reconnaissance laps.
- 6.2. It is not permitted to do burn outs or clutch bite points checks in the paddock, garage areas and in the pit lane at any time during the Event.
- 6.3. For reasons of safety, any driver released from their pit stop position must move to the fast lane as quickly as possible, drivers must not drive side by side with another car.
- 6.4. For reasons of safety and sporting equity, drivers must not drive through other team's pit bay after being released from their pit stop position.
- 6.5. No wheel nuts must be left on the ground at all times.

7) Fuel pressure release in parc fermé

- 7.1. For safety reasons, teams are authorised to appoint one person specifically in order to release the pressure inside the fuel cell when the cars return after each session. In addition, teams are authorised to attach fans to the car in the parc fermé.

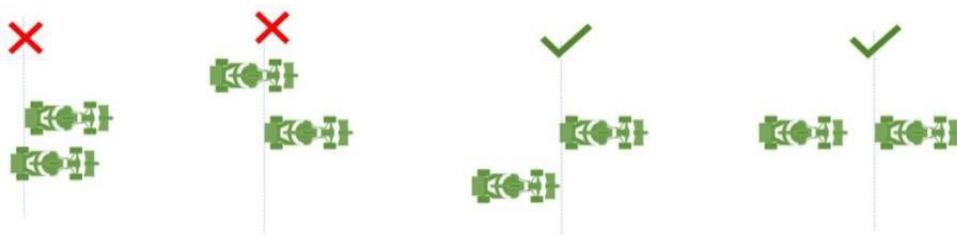


BUDAPEST EVENT

18 - 21 JULY 2024



- 7.2. When the cars are in the parc fermé, this person must request prior authorization from the FIA Technical Delegate on site and is only authorized to perform the action specified above.
- 7.3. This person will not count as far as Article 21.5 of the 2023 FIA F3 Sporting Regulations is concerned (team personnel limitation)
- 8) Observing yellow flags during free practice and qualifying**
- 8.1. Single waved: Drivers reduce their speed and be prepared to change direction. It must be clear that a driver has reduced speed and, in order for this to be clear, a driver would be expected to have braked earlier and/or discernibly reduced speed in the relevant marshalling sector.
- 8.2. Double waved: Any driver passing through a double waved yellow marshalling sector must reduce speed significantly and be prepared to change direction or stop. In order for the stewards to be satisfied that any such driver has complied with these requirements it must be clear that the driver has not attempted to set a meaningful lap time. Furthermore, during free practice and qualifying any driver in a double yellow sector will have that lap time cancelled.
- 9) Lapping during the race**
- 9.1. The ISC requires drivers who are caught by another car about to lap him to allow the faster driver past at the first available opportunity. The F1 Marshalling System has been developed in order to ensure that the point at which a driver is shown blue flags is consistent, rather than trusting the ability of marshals to identify situations that require blue flags.
- 9.2. As it was at the end of last season the system will be set to give a pre-warning when the faster car is within 3.0s of the car about to be lapped, this should be used by the team of the slower car to warn their driver he is soon going to be lapped and that allowing the faster car through should be considered a priority. When the faster car is within 1.2s of the car about to be lapped blue flags will be shown to the slower car (in addition to blue light panels, blue cockpit lights and a message on the timing monitors) and the driver must allow the following driver to overtake at the first available opportunity.
- 9.3. It should be noted that the aim of using F1MS is ensure consistent application of the rules, additional instructions may also be given by race control when necessary.
- 10) Safety Car Procedure / End of VSC period**
- 10.1. Art. 40.13 (...) In order to avoid the likelihood of accidents before the safety car returns to the pits, from the point at which the lights on the car are turned out drivers must proceed at a pace which involves no erratic acceleration or braking nor any manoeuvre which is likely to endanger other drivers or impede the restart. (...)
- 10.2. At the end of each VSC procedure, Drivers must follow their delta time until the "VSC" on the FIA Light panels have changed to green.
- 10.3. The positioning of the cars in both procedures (Safety Car and VSC) must comply with the





BUDAPEST EVENT

18 - 21 JULY 2024



below drawing:

- 10.4. To reduce the risk of an incident at the restart, weaving is not permitted from the entrance of turn 13 until the driver passes the line.

11) Qualifying

- 11.1. In accordance with the F3 Sporting Regulations Article 31.6, drivers must keep off racing line, keeping to a single file. When drivers are on the racing line, they must ensure they are travelling at a speed sufficient to not impede any drivers starting on a fast lap or anyone starting their fast lap.

12) Teams Guests

- 12.1. Teams are reminded that guests are included in the category of participants as defined in Article 20 of the International Sporting Code. At the same time, Article 9.15 from the International Sporting Code states that the competitor is responsible for all acts or omissions on the part of any person to whom the competitor has allowed access to the reserved area. The pit lane and the grid are reserved areas.

Event Specific Instructions

13) Changes to the circuit

- Guardrail in Turn 2 on RHS has been replaced with concrete walls and debris fence.
- Tyre barriers in Turn 1, Turn 2, Turn 4, Turn 7, Turn 10, Turn 12, Turn 13 exit and Turn 14 exit replaced with new tyres.
- Installation of new concrete walls with debris fence in the run-off in Turn 4 and Turn 12.
- Installation of new concrete walls with debris fence at pit entry on RHS.
- Temporary concrete walls with debris fence on LHS in Turn 13 and Turn 14 around the temporary pedestrian bridge.
- Installation of a 2.5m wide grass verge behind the kerb at the exit of Turn 5 on LHS.
- Installation of a 2.5m wide gravel strip at the exit of Turn 12 on LHS.
- New 14m wide asphalt strip on start/finish straight in the area of the race control tower and at pit exit covering the full width of the track and the pit lane.
- The white line in Turn 4 on RHS has been moved further to the right to reduce the distance between the white line and the end of the kerb.
- The white line in Turn 11 on LHS has been moved further to the left to reduce the distance between the white line and the end of the kerb.

14) Pit Lane

- 14.1. The pit lane speed limit is 60 km/h for the entire event.

15) Pit Lane Barriers

- 15.1. F1 Teams have been instructed to ensure their barriers are no more than 3 meters from the garages.

16) DRS

- 16.1. DRS Detection will be automatically disabled in each individual zone if any of the light panels in that zone are displaying yellow. The zones and corresponding light panels are as follows:
- a) DRS Activation 1: Panels 19, 1, 2, 3
 - b) DRS Activation 2: Panels 3, 4, 5
- 16.2. During the races, DRS may not be used if a driver enters the pit entry (Activation Zone 1) and re-enters the track from pit lane (Activation Zone 2). According to art. 21.4 of the sporting

regulations, the sole purpose of driver adjustable bodywork (better known as DRS) is to improve overtaking opportunities during the race. The use of the pit entry cannot be detected cleanly, so it is the driver's responsibility not to activate the system.

17) Practice starts.


- 17.1. Practice starts may only be carried out at pit exit on the right-hand side before the end of the pit wall. For the avoidance of doubt, this includes any time the pit exit is open for the race. Drivers must leave adequate room on their left for another driver to pass.




- 17.2. For reasons of safety and sporting equity, cars may not stop in the fast lane at any time the pit exit is open without a justifiable reason.

18) Lines or bollards at the Pit Entry and Pit Exit.

- 18.1. In accordance with Chapter 4, Article 4 and 6 of Appendix L to the ISC drivers must follow the procedures at pit entry and pit exit.
- 18.2. The dotted white line at pit exit is the track edge.



- 18.3. Drivers leaving the track to enter the pit entry road, must pass on the right-hand side of the bollard place on SC Line 1.



18.4. For safety reasons, overtaking is not allowed at the pit entry road after crossing Safety Car Line 1, unless in exceptional circumstances e.g., a slow car with an obvious mechanical problem.

19) Track Limits.

19.1. In accordance with the provisions of Article 27.3, the white lines define the track edges. During Free Practice, Qualifying and the Races, each time a driver fails to negotiate with the track limits, this will result in that lap time being invalidated by the Stewards. Additionally, each time a driver fails to negotiate turn 14, will result in that lap time and the immediately following lap time may be invalidated by the Stewards.

19.2. The fourth and following offences will be reported to the Stewards, regardless of having displayed the warning flag to the driver beforehand.

20) Fire extinguishers around the circuit

20.1. Indicated by white boards with a red fire extinguisher image attached to the debris fences and barriers.

21) Places to remove cars from the track

21.1. Indicated fluorescent orange panels/paintings on the barriers.

22) Removing cars from the grid

22.1. Cars may be removed from the grid through grid positions 6 and 18.

23) Car number light panels for the start

23.1. On the right-hand side of the grid.

24) Suspending a Race

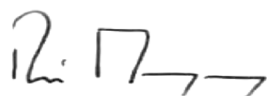
24.1. In case of a race suspension, cars will be stopped in the fast lane at the vicinity of the pit exit lights.

25) General – End of Races

25.1. The three podium cars should stay in front of the field stop at the podium area in the pit lane. They will be under parc fermé conditions. For more information, refer to the upcoming Race Director's Communication.

26) VSC Test

26.1. A VSC test will take place at the beginning of the practice session. All cars must leave the pit lane immediately after the pit exit is open to take part in the VSC test.



Rui Marques
Race Director
FIA Formula 3 Championship



BUDAPEST EVENT

18 – 21 July 2024



Paddock departures and Return – Trolleys and Cars (v2)

Departure from Support Race Pit Lane

Teams have been allocated in the correct order for entry into the F1 pit lane, so please keep to this order for each transfer:

1. ART Grand Prix	6. MP Motorsport
2. VAR	7. Trident
3. Jenzer Motorsport	8. Prema Racing
4. Hitech Pulse-Eight	9. Rodin Motorsport
5. Campos Racing	10. AIX Racing

Team trolleys and personnel should leave the paddock and turn left to proceed to the gate at the top of the slope and stop at the gate, leaving a clear passage on one side for emergency vehicles. When given instructions by the marshals, teams will go on track and enter the F1 pit lane.

Race cars must be pushed to the paddock entrance and lined up in the above order. All cars will be started from here with drivers in the cars. When given instructions by the marshals, they will leave the paddock under power, turning right to move down the service road and proceed on track at Turn 2 to come to the F1 pit lane.

~~A shuttle service will be provided for the mechanics with starter motors to transfer them to the F1 pit lane as soon as all cars have departed the support paddock.~~

Return to Support Race Pit Lane

Teams and trolleys will leave the pit lane at pit exit onto the track and enter the support paddock at Turn 2.

At the end of the **practice session** after taking the chequered flag, drivers must continue to Turn 13 where they must leave the track to go into the support paddock.

At the end of the **qualifying session**, after taking the chequered flag, drivers must continue to Turn 13 where they must leave the track to go into the support paddock parc fermé area.

At the end of **both races** after taking the chequered flag, cars should slow down progressively and continue to Turn 13 where they must leave the track to go into the support paddock parc fermé area. The podium cars must not be overtaken and must stay in front of the field to complete the lap to the F1 pit lane for the podium presentation where they will be under parc fermé conditions. The three podium cars will be returned to the support paddock by recovery trucks.

Any cars in the F1 pit lane at the end of each session must go on track and continue to Turn 13 where they must enter leave the track to go into the support paddock parc fermé area.



BUDAPEST EVENT

18 – 21 July 2024



Pit Lane Procedures Times

Local marshals will be in control of trolley and race car movements so please follow their instructions. The timings below are approximate and for guidance only:

Friday – Practice (09:55 – 10:40)

Trolleys ready to depart	09:10
Trolley released to F1 pits	approx. 09:40
Race cars released to F1 pits	approx. 09:45

Friday – Qualifying (15:05 – 15:35)

Trolleys ready to depart	14:20
Trolley released to F1 pits	approx. 14:50
Race cars released to F1 pits	approx. 14:55

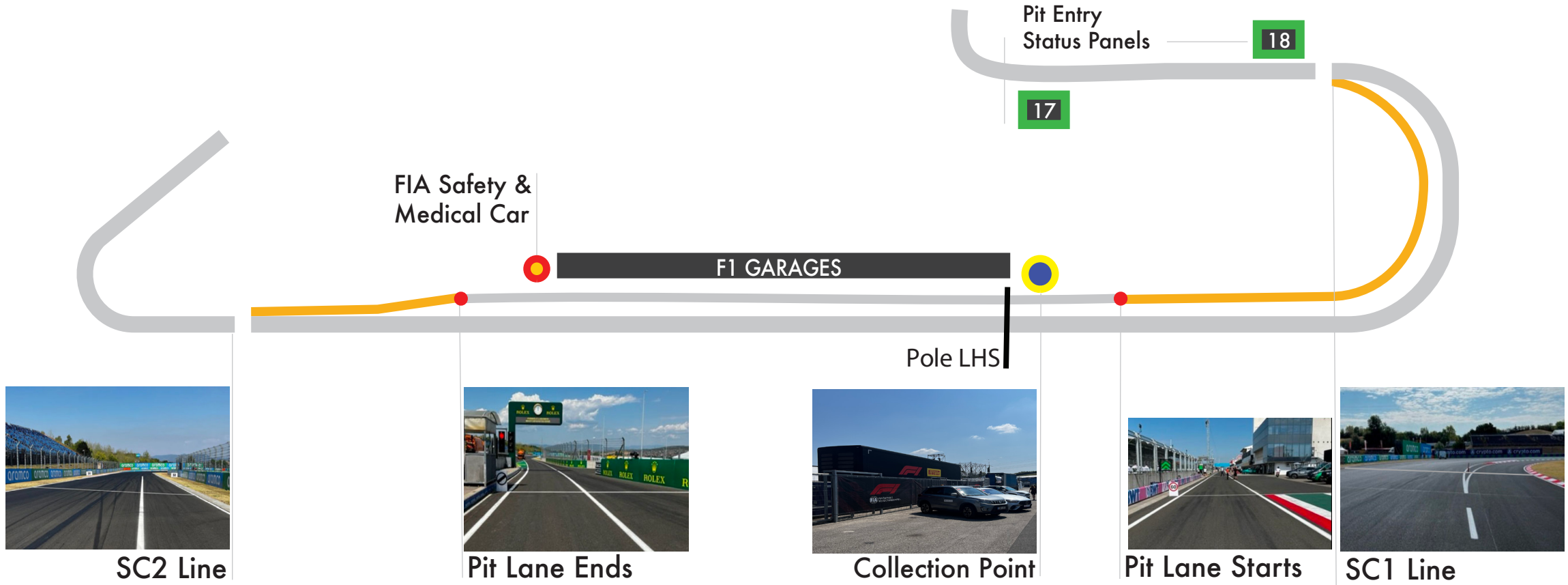
Saturday – Sprint Race (pit lane open 09:35)

Trolleys ready to depart	08:50
Trolley released to F1 pits	approx. 09:20
Race cars released to F1 pits	approx. 09:25

Sunday – Feature Race (pit lane open 08:10)

Trolleys ready to depart	07:25
Trolley released to F1 pits	approx. 07:55
Race cars released to F1 pits	approx. 08:00

Rui Marques
The FIA Formula 3 Race Director



59	58	57	56	55	54	53	52	51	50	49	48	47	46	45	44	43	42	41	40	39	38	37	36	35	34	33	32	31	30	29	28	27	26	25	24	23	22	21	20	19	18	17	16	15	14	13	12	11	10	09	08	07	06					
APEX	APEX	APEX	APEX		HAAS	HAAS	HAAS	HAAS	HAAS	SAUBER	SAUBER	SAUBER	SAUBER	SAUBER	RACING BULLS	RACING BULLS	RACING BULLS	RACING BULLS	RACING BULLS	WILLIAMS		WILLIAMS	WILLIAMS	WILLIAMS	WILLIAMS	ALPINE	ALPINE	ALPINE	ALPINE	ALPINE	ALPINE	ASTON MARTIN	ASTON MARTIN	ASTON MARTIN	ASTON MARTIN	ASTON MARTIN	MCLAREN	MCLAREN		MCLAREN	MCLAREN	MCLAREN	FERRARI	FERRARI	FERRARI	FERRARI	FERRARI	MERCEDES	MERCEDES	MERCEDES	MERCEDES	MERCEDES	RED BULL	RED BULL	RED BULL	RED BULL	RED BULL	
ART				VAR				Jenzer				Hitech				Campos				MP				Trident				Prema				Rodin				AIX																						

FAST LANE

BUDAPEST EVENT

18TH TO 21ST JULY 2024

TYRE SCHEDULE

(ART. 24.6. 2024 FORMULA 3 CHAMPIONSHIP SPORTING REGULATIONS)

- The Formula 3 tyre parc fermé is situated at the Pirelli service area
- No wet tyres will be allowed in the tyre parc fermé
- Wet tyres remain in possession of teams
- All tyres in the possession of teams must be visible to the Scrutineers at all times during the event
- The tyre pressure and temperature master gauge is available at the FIA F2 weigh platform area

Thursday 18th July

11:00 All teams' tyres will be released from the FIA Formula 3 tyre parc fermé

17:00 All dry tyres must be deposited in the FIA Formula 3 tyre parc fermé

Friday 19th July

07:55 All teams' tyres will be released from the FIA Formula 3 tyre parc fermé

2 h after end of car Parc fermé

All dry NEW and all USED tyres must be deposited in the FIA Formula 3 tyre parc fermé

Saturday 20th July

07:35 All teams' tyres will be released from the FIA Formula 3 tyre parc fermé

2 h after end of car Parc fermé

All dry NEW and all USED tyres must be deposited in the FIA Formula 3 tyre parc fermé

Sunday 21st July

06:10 All teams' tyres will be released from the FIA Formula 3 tyre parc fermé

2 h after end of car Parc fermé

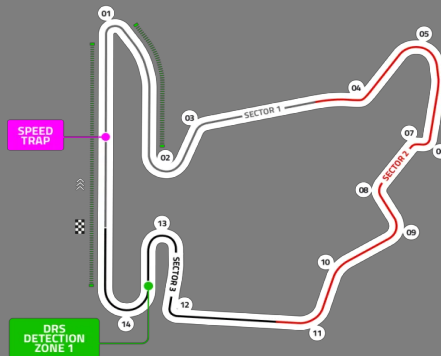
All tyres must be returned to the Pirelli service area

In accordance with Articles 12.9. and 12.10. of the F3 Technical Regulations, this document contains the prescriptions for the operation of tyres during the following event.

Document Version 1, Issue A

Grand Prix of Hungary - 19/07/24 - (24F3R08BUD)

Circuit Layout



Please note, track map is from the official Formula website and for display purposes only.

Compounds Selection

Compound	FL	FR	RL	RR
Hard	SL2	SL2	SL3	SL3
Wet	SO0	SO1	SO2	SO3

Sets	Carry Over
4	N/A 1 set carried to next event
2	

Prescriptions and Wear Life

Minimum pressures (psi)

	Rear (psi)	Front (psi)	
Slicks	13.0	13.0	Slicks
Wets	12.0	13.0	Wets

Minimum Cambers (degrees)

Rear Camber Limits

FP & Q -3°

Race -3°

Front Camber Limits

-4.75° FP & Q

-4.25° Race



Wear (from 23R08BUD Race)

Hard	N/A	N/A	Hard
Rear avg @ 15 Laps		Front avg @ 15 Laps	

Tyre Notes

- Not permitted to switch tyres from their allocated position.
- Do not subject tyres to large deformation or impact.
- Revised prescriptions could be issued at any time during the weekend in accordance with the FIA F3 Sporting Regulations.
- Tyre pressure will be monitored in accordance with procedure outlined in the team FTP area.

- Teams are kindly asked present **Wet** rims to the Pirelli Service Area by 13:00 for initial fitting on 17/07.
- Teams are kindly asked present **Slick** rims to the Pirelli Service Area by 07:30 for initial fitting on 18/07.
- Teams are reminded to remove their rims as soon as possible from the fitting area after sets have been returned.
- Teams are reminded a balancer will be made available until the last tyre is stripped on the final day, to check rims for damage.

General notes

Teams are kindly reminded that the following parameters will be subjected to FIA checks during the event:

- Minimum tyre pressure
- Static Camber
- Tyre allocation and Tyre swapping